

THANK YOU FOR PURCHUASING EPIC BOOK TEMPLATE

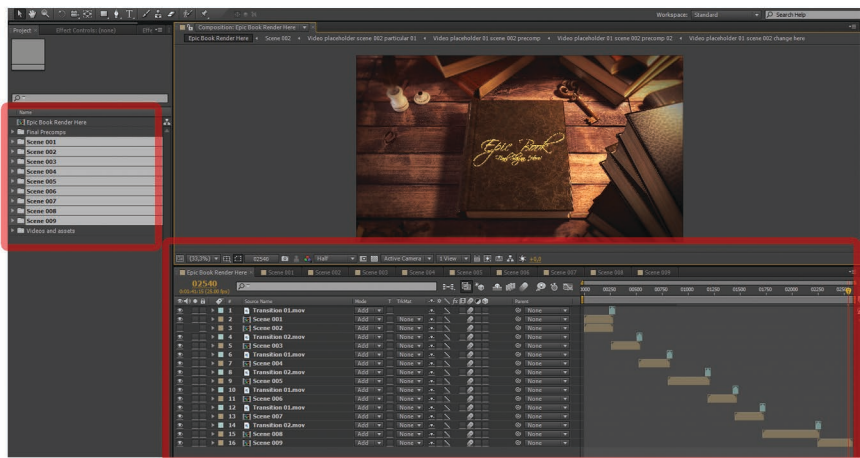
HELLO, i want to introduce you my latest project which is very easy to customize!

You Just follow instruction in this help!

Main composition called Epic Book Render Here is made from 9 main scenes and there is each directory for each scene in project menu in which you need to enter and just edit text , images or videos.

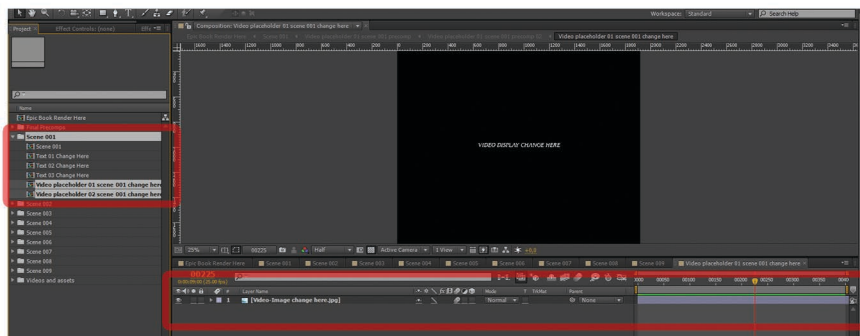
I will give example of editing SCENE 001 and process is same for all other main compositions!

Template is totally modular so you can change order of scenes and if you want to use bonus opening sequence you just need to unhide it from main composition Epic Book Render Here, that scene is called SCENE 002, unhide it and hide SCENE 001!



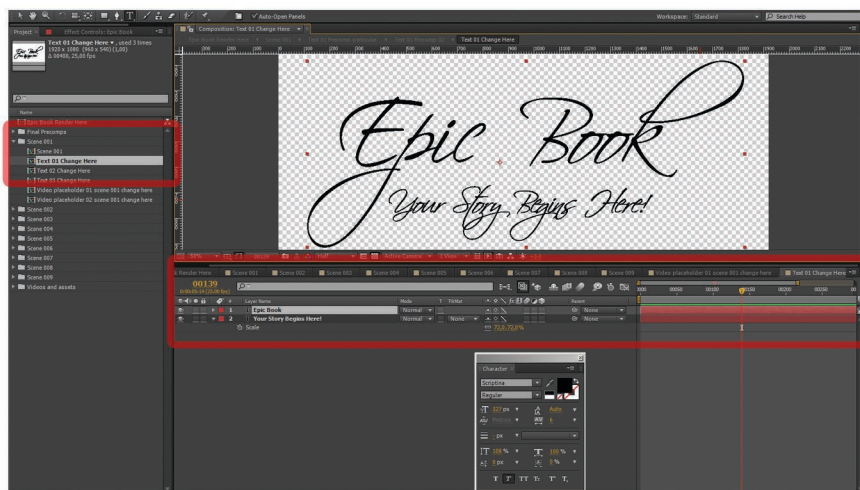
When you come to import your videos in project you will see that each scene has it own directory in project menu, to edit video/image placeholders in scene 001 enter from project menu directory SCENE 001 and inside you will see compositions called Video placeholder 01 scene 001 change here and Video placeholder 02 scene 001 change here, enter in them and just drag your photo, video or even some logo or text...

If your assets are bigger or smaller scale them up or down to make them fit composition!



To edit text in Scene 001 enter again from project menu directory SCENE 001 and inside you will see compositions TEXT 01 CHANGE HERE, TEXT 02 CHANGE HERE and TEXT 03 CHANGE HERE enter in text composition and just using TYPE tool change existing text to yours.

If you like font that i used you will find below link to it!



Editing of logo or text on book covers it is same as text, and to edit book cover in beggining you need to enter from project menu directory scene 001 and than in composition TEXT 01 CHANGE HERE, when you are inside just ue type tool or delete text and place your logo on book cover.

It is same principal for ending scene, enter from project menu directory scene 009 and than in composition called TEXT 03 CHANGE HERE, than using type tool again change text to your or also you can place your logo on cover!



FULL HD PROJECT 1920x1080 in 25fps

- Modular Project, easy change order of scenes

- 9 Main scenes

- Project is made with Trapcode particular and Optical flares but you have pre rendered version included

- Project contains 24 video/image placeholders

- Project contains 26 text placeholders

- Project contains 2 place for your logo or additional text

- Music link is: https://audiojungle.net/item/epic/16811738?s_rank=1

- Sound fx links:

<https://audiojungle.net/item/epic-ignition/11178371?ref=2MD>

<https://audiojungle.net/item/fire-whoosh/10088574?ref=2MD>

- Font used: <http://www.dafont.com/scriptina.font>

AND IF YOU LIKE PROJECT PLEASE RATE IT !

FOR ANY HELP CONTACT ME ON:

VLADIMIRMILINKOVIC@HOTMAIL.COM